



PODCAST CREATION GUIDE

DRAGONSKYDIGITAL.COM



Welcome to Your Podcast Creation Guide

Welcome to this Podcast Creation Guide from DragonSky Digital — your step-by-step resource for planning, launching, and growing a successful podcast.

This guide has been designed to simplify the podcasting process and give you a clear, structured approach from idea to execution.

Whether you're just starting out or looking to improve an existing show, you'll find practical tools, templates, and strategies to help you build confidence and consistency.

Podcasting is one of the most powerful ways to share your voice, connect with an audience, and build a personal or business brand.

This guide will walk you through every stage of the journey so you can focus on what matters most — creating meaningful content and growing your platform.



Contents

Define Your Podcast

Researching Your Audience

Branding & Identity

Equipment Checklist

Utilising Video

Episode Planning

Recording Tips

Editing Workflow

Publishing Your Podcast

Growing Your Audience

Monetisation Ideas

Launch Checklist

Podcast Script Template

Long-Term Goals



Define Your Podcast

Your podcast should have a clear purpose, a specific audience, and a unique style that makes people want to listen regularly. Start by choosing a topic you enjoy talking about and can consistently create content around.

Think about who your listeners are, what value your podcast gives them, and how you want each episode to feel — educational, entertaining, inspiring, or conversational.

A strong podcast identity makes it easier to plan episodes, grow an audience, and build a recognisable brand.





 **1) PODCAST NAME** 

Working title: _____

Final title: _____


★ **MAIN TOPIC**

Describe what your podcast is about in 1-2 sentences.

 **TARGET AUDIENCE** 


Who is this podcast for?

- Age range: _____
- Interests: _____
- Problems/questions they care about: _____


 **PODCAST FORMAT**

Choose your format:

<input type="checkbox"/> Solo	<input type="checkbox"/> Co-hosted	<input type="checkbox"/> Panel discussion
<input type="checkbox"/> Interview	<input type="checkbox"/> Storytelling	<input type="checkbox"/> Educational

 **EPISODE LENGTH**

Short-form (5-15 min) Medium-form (20-40 min) Long-form (45-90+ min)

 **PUBLISHING SCHEDULE**

Weekly Bi-weekly Monthly

Researching Your Audience

Identifying your audience starts with understanding exactly who your podcast is for and what type of listener will benefit most from your content. Think about key details such as age range, interests, goals, and the challenges they may be facing.

This helps you create a clear picture of your ideal listener, making it easier to shape your topics and tone in a way that truly connects.

To research your audience effectively, look at where your potential listeners already spend their time. Explore social media platforms, online communities, forums, and similar podcasts within your niche.

Pay attention to what questions people are asking, what content gets engagement, and what gaps you could fill. You can also test ideas by posting polls or asking questions directly to gather feedback.

This combination of observation and interaction will help you refine your podcast so it speaks directly to the people you want to reach.

5 Essential Steps for Audience Research

- Define your ideal listener
- Study similar podcasts in your niche
- Explore relevant social platforms & communities
- Identify common questions and trends
- Test ideas and gather audience feedback





Branding & Identity

Branding and identity help your podcast stand out and become memorable to listeners. Your podcast name, cover art, colours, music, and overall tone should match the theme and personality of your show.

Consistent branding builds trust with your audience and makes your podcast easier to recognise across platforms and social media. Focus on creating a style that reflects your message and connects with the people you want to reach.



Visual Branding

- Cover art ideas
- Colours
- Fonts
- Logo ideas

Tone & Style

Examples:

- Professional
- Funny
- Relaxed
- Educational
- Motivational



Equipment Checklist

Your equipment setup does not need to be expensive to create a good podcast. Start with a realistic budget and focus on clear audio quality first, since sound matters more than having advanced gear.

A good basic microphone (look at Amazon reviews), headphones, and free editing software are enough for beginners to produce professional-sounding episodes.

As your podcast grows, you can slowly upgrade your equipment and recording setup over time.



Microphones

- USB Microphone
- Headphones
- Pop Filter
- Laptop/SmartPhone

Recording Software

- Audacity
- Garageband
- Riverside
- Adobe Podcast

Editing Software

- Audacity
- Garageband
- Adobe Audition
- Descript
- Davinci Resolve



Utilising Video

Incorporating video into your podcast can significantly expand your reach and help you connect with a wider audience. Recording video alongside your audio allows you to repurpose content across platforms like YouTube, Instagram, TikTok, and LinkedIn, giving your podcast more visibility and discoverability.

It also helps viewers build a stronger connection with you by seeing expressions, reactions, and personality, not just hearing your voice.

To make the most of video, you don't need a complex setup — even a simple camera or smartphone can work well if the audio quality is strong.

Focus on good lighting, a clean background, and clear framing to keep the content professional.

By turning each episode into multiple video clips or highlights, you can create consistent promotional content that drives new listeners back to your full podcast episodes

Maximising Video Content

- ★ Record video to grow reach on YouTube and social media
- ★ Turn episodes into short clips for promotion
- ★ Keep setup simple: light, audio, background
- ★ Capture key moments and quotes
- ★ Repurpose content into multiple posts





Episode Planning

Episode planning helps keep your podcast organised, engaging, and consistent for listeners. Before recording, outline the main topic, key talking points, and the overall structure of the episode so the conversation flows naturally.

Planning ahead also helps you stay on schedule, avoid repeating ideas, and create content that matches your podcast's goals and audience interests.

Episode Structure Template

1. Intro
2. Topic introduction
3. Main discussion/interview
4. Key takeaways
5. Outro & call-to-action

EPISODE BRAINSTORM SHEET

PODCAST TITLE: _____

EPISODE TITLE IDEA: _____

MAIN TOPIC / FOCUS: _____

KEY POINTS TO COVER:

- _____
- _____
- _____
- _____
- _____
- _____

POTENTIAL GUEST(S): _____

TARGET AUDIENCE: _____

KEY TAKEAWAY FOR LISTENERS: _____

NOTES / OTHER IDEAS: _____



Recording Tips

Good recording habits can make your podcast sound more professional and enjoyable for listeners.

Choose a quiet space, test your audio before recording, and speak clearly with confidence and energy.

Staying prepared, minimising background noise, and using simple recording techniques will improve sound quality and help your episodes feel smooth, natural, and engaging.

- ★ **Record in a quiet room**
- ★ **Use headphones while recording**
- ★ **Test audio before every session**
- ★ **Speak clearly and naturally**
- ★ **Keep water nearby**
- ★ **Reduce background noise** (phones, radios, computers, etc)



Editing Workflow

Editing is where your podcast is polished and prepared for listeners.

A simple editing workflow helps improve audio quality by removing mistakes, balancing sound levels, and adding music or transitions to create a smoother listening experience.

Staying organised with your files and following the same editing process each episode can save time and help your podcast sound more professional and consistent.

Basic Editing Steps

- 1. Remove mistakes and long pauses**
- 2. Improve audio levels**
- 3. Add intro and outro music**
- 4. Export as MP3**





Publishing Your Podcast

Publishing your podcast is the process of making your episodes available for people to listen to on platforms like Spotify and Apple Podcasts.

Choosing a reliable hosting platform helps store your audio files, distribute episodes automatically, and track listener statistics.

Consistently publishing quality content and maintaining a regular schedule can help build trust with your audience and grow your podcast over time.

Podcast Hosting Platforms

Examples:

- Spotify for Creators
- Buzzsprout
- Podbean
- Transistor
- Riverside
- StreamYard

Podcast Directories

Submit your show to:

- Spotify
- Apple Podcasts
- YouTube
- Amazon Music
- TuneIn
- iHeartRadio

Growing Your Audience

Growing your audience takes consistency, visibility, and genuine connection with listeners.

Promote your podcast through social media, short clips, collaborations, and audience interaction to help more people discover your content.

Creating valuable episodes, encouraging feedback, and building a community around your podcast can increase listener loyalty and help your show grow over time.



Social Media Strategy

- Short clips
- Quotes
- Behind-the-scenes
- Episode highlights

Audience Engagement

- Ask listeners questions
- Create polls
- Read listener comments
- Invite feedback

Collaboration Ideas

- Guest appearances
- Cross-promotion with other podcasters
- Community partnerships



Monetisation Ideas

Monetisation allows you to turn your podcast into a source of income as your audience grows.

Common ways to earn money include sponsorships, advertisements, affiliate marketing, memberships, merchandise, and paid content.

Building a loyal audience and consistently providing valuable episodes can create opportunities to generate revenue while continuing to grow your podcast brand.

Ways to earn from your podcast

- Sponsorships
- Affiliate marketing
- Patreon or memberships
- Merchandise
- Coaching or consulting



Launch Checklist

A launch checklist helps you stay organised and fully prepared before releasing your podcast to the public.

Completing important tasks ahead of time – such as designing cover art, recording a trailer, preparing multiple episodes, and setting up your hosting platform – can make your launch smoother and more professional.

Planning in advance also reduces stress and gives you more time to focus on creating quality content and promoting your show.

During launch week, consistency and promotion are key to attracting listeners and building momentum.

Sharing clips on social media, encouraging reviews from friends and family, and regularly promoting your episodes can help increase visibility and grow your audience early on.

A strong launch creates excitement around your podcast and gives new listeners a reason to keep coming back for future episodes.

LAUNCH CHECKLIST

BEFORE LAUNCH

- Create cover art
- Record trailer episode
- Record first 3 episodes
- Create social accounts
- Set up hosting platform

LAUNCH WEEK

- Publish episodes
- Share clips online
- Ask friends/family to review
- Promote consistently





11. Podcast Script Template



INTRO

- "Welcome to [Podcast Name], the show where we talk about [topic]."
-



MAIN SEGMENT

- Point 1
-

- Point 2
-

- Point 3
-



OUTRO

- "Thanks for listening. Subscribe and follow for future episodes."



Podcast Script Template

A podcast script template helps you structure each episode so it flows smoothly and keeps your audience engaged.

It usually includes an intro to welcome listeners and introduce the topic, a main segment where you explore key points or interview guests, and an outro to wrap up the episode and guide listeners on what to do next.

Using a template ensures you stay consistent and don't miss important parts of your message.

Having a script template also makes recording easier and more confident, especially if you're new to podcasting.

It gives you a clear guide to follow while still allowing room for natural conversation and personality.

Over time, it helps you stay organised, improve your delivery, and create a professional listening experience for your audience.

Long-Term Goals

Long-term goals help guide the direction and growth of your podcast over time.

They give you something to work toward beyond individual episodes, such as reaching a certain number of listeners, building a strong community, or expanding into interviews and collaborations.

Setting clear goals keeps you motivated and focused on improving your content consistently.

They also help you measure progress and make better decisions about your podcast strategy.

As your show grows, long-term goals can evolve — whether that means monetising your podcast, improving production quality, or increasing your reach across platforms.

Having a clear vision for the future ensures your podcast continues to develop in a purposeful and sustainable way.



 12. Long-Term Goals

 3-Month Goals

- _____
- _____
- _____

 6-Month Goals

- _____
- _____
- _____

 12-Month Goals

- _____
- _____
- _____

Services & Support

At DragonSky Digital, we help creators, entrepreneurs, and brands bring their ideas to life through powerful digital storytelling and strategy.

Whether you're launching your first podcast or looking to grow an existing one, our services are designed to support you at every stage of your journey.

We offer guidance in podcast branding, content planning, digital marketing, and audience growth strategies to help you build a strong and consistent presence.

Alongside this, we also provide **hands-on training days**, where we work directly with individuals or teams to build confidence, improve skills, and develop a clear understanding of podcast creation and delivery.

In addition, DragonSky Digital offers full **podcast production support**, helping you with recording, editing, and polishing your episodes to a professional standard.

Our goal is to make podcasting simple, structured, and impactful so you can focus on creating content while we help you grow your platform effectively.

To learn more about what we do, visit dragonskydigital.com.



DRAGONSKYDIGITAL.COM



Hands-on training days & full podcast production support available





THANK YOU

Thank you for downloading this Podcast Creation Guide from DragonSky Digital.

We hope it has given you the tools, structure, and confidence to start or improve your podcasting journey.

Podcasting is more than just recording audio — it's about sharing your voice, building a community, and creating something meaningful. We're excited to see what you create next.

Stay connected with DragonSky Digital for more resources, insights, training opportunities, and creative support as you grow your podcast and digital presence.

DRAGONSKYDIGITAL.COM



email : gareth@dragonskydigital.com



Phone : 07958 542 215